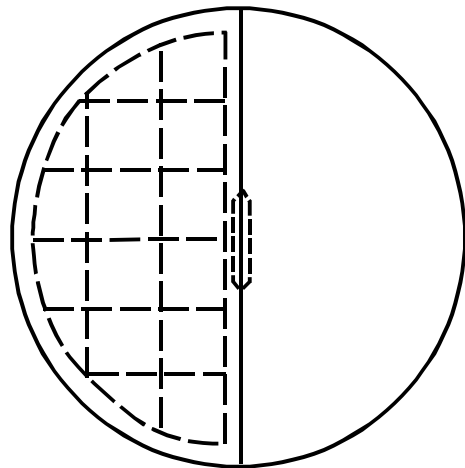
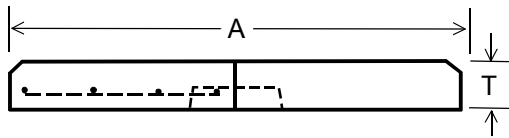
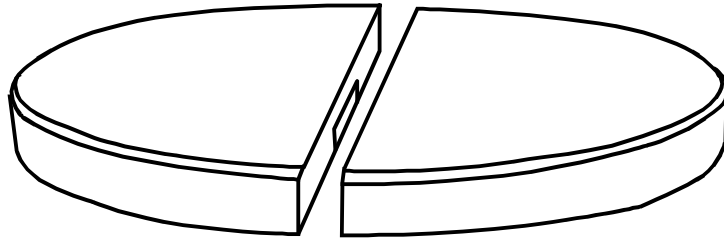


丸 管 蓋



仕様寸法表 (単位 mm)

名称寸法	A	T	D	鉄筋本	重量 kg
	900	1,020	80	4×9	142
丸蓋	750	860	60	4×9	88
	600	700	60	4×6	53